



BSA

2016 ANNUAL CANCER REPORT
An Update of Cancer Care



TABLE OF CONTENTS

A MESSAGE FROM THE CANCER PROGRAM ADMINISTRATOR	3
A MESSAGE FROM THE CANCER CARE COMMITTEE CHAIR	4-5
CANCER COMMITTEE MEMBERS	6
SERVICES AVAILABLE FOR OUR ONCOLOGY PATIENTS	7
GOLDSTON CANCER REGISTRY STATISTICS	8-9
OUR PATIENTS	10-11
CANCER CONFERENCES	12
PHYSICIAN GROUPS REPRESENTED IN CANCER CARE COMMITTEE	14-17
• Harrington Cancer Center Physicians	
• Amarillo Surgical Group	
• Amarillo Pathology Group	
• High Plains Radiological Association	
ONCOLOGY NURSES	18-19
HARRINGTON BREAST CENTER	20-21
COMMUNITY OUTREACH	22-23
SCREENING PROGRAM	24
• Low Dose CT Scan Lung Cancer Screening	
PREVENTION PROGRAM:	25
• Harrington Cancer Center a Department of BSA- Tobacco Dependence Center	
SUPPORTIVE CARE PROGRAMS	26
24 HOURS IN THE CANYON	27



MISSION

To provide quality healthcare in
Christian love, service and dignity.

VISION

A great place for patients.
A great place to work.
The financial strength to accomplish both.



NATIONAL ACCREDITATION PROGRAM FOR BREAST CENTERS
ACCREDITED BREAST CENTER





B. Lance Gatlin, FACHE
Vice President, Physician Services
BSA Health System

In leading the cancer program services for BSA Health System, Harrington Cancer Center (HCC) continues to grow and develop as our team remains focused on providing the highest level of quality healthcare in Christian love, service and dignity to the people in our region. We are committed to clinical excellence and the continual improvement of outcomes, as evidenced by several exciting developments in 2016, including the addition of new advanced technology platforms, the hiring of additional medical oncologists, and the selection of HCC

to participate in an exclusive program called the Oncology Care Model (OCM).

As technological advancements in healthcare equipment and treatment techniques occur frequently, remaining at the forefront of technology continues to be a goal of HCC. To that end, in 2016 HCC implemented breast tomosynthesis, or the use of 3-dimensional images, now used for 3D mammography and soon to be followed with 3D biopsy capability. The leadership team at Ardent Health Services and BSA Health System also remains committed to the construction of a new cancer center facility, as the process is ongoing to identify the best location for the new building.

The addition of two new medical oncologists to the team of physicians serving HCC is an exciting accomplishment in 2016. Milan Patel, M.D. joined the Harrington physicians in November 2016. Having served the residents of the Amarillo area for many years, Dr. Patel brings strong clinical skills, a compassionate approach to care and the respect and trust of medical professionals around the Amarillo region. Also, Madhu Unnikrishnan, M.D. will be joining the physicians at HCC in the summer of 2017, expanding our capacity to provide cancer care services to the region.

In addition to ongoing accreditations by the Commission on Cancer, the Quality Oncology Practice Initiative (QOPI), and the National Accreditation Program for Breast Center (NAPBC), BSA Health System and HCC continue to demonstrate a commitment to excellence as our physicians were recently selected to participate in the Oncology Care Model (OCM), a program designed and administered by the Center for Medicare and Medicaid Services. The OCM program includes a select group of medical oncology practices across the country who have committed to work towards the delivery of higher quality care and more highly-coordinated care, with lower cost to patients.

At the heart of our loyalty to the people of this region is the continued commitment of Ardent Health Services, BSA Health System and HCC to provide comprehensive cancer care services, including the supportive care and charity care policies that have been central to the mission of the organization for many years – giving HCC the distinct honor and duty to function as the only comprehensive cancer care program in the region.

A Message from the Cancer Care Committee Chair



Brian Pruitt, M.D., FACP
Breast Cancer
Medical Oncology

BSA's Cancer Committee remains highly active in developing the overall cancer program.

We have multidisciplinary membership as documented in the list of members. Every member participates, presenting their part of the overall program. Discussion and decisions are collaborative. In addition we also hold two multidisciplinary tumor conferences on a weekly

basis, one focused on breast cancer and the other focused on all cancer types. In order to get a better multidisciplinary approach to care, BSA's Harrington Cancer Center provides a weekly Multi-D Breast Cancer Clinic. At this clinic patients have access to multiple providers of their care all in one visit including the surgeon, medical oncologist, radiation oncologist, nurse navigator, lymphedema therapist and clinical research nurse.

On the inpatient side, you have the option of being admitted for care to BSA and continue to receive the same high standard of cancer care you have come to expect from BSA and HCC. Our chemotherapy nurses demonstrate knowledge and competency through the Oncology Nurses' Society Chemotherapy and Biotherapy course, the gold standard in the industry. We have added three more Oncology certified nurses who have a passion for cancer care and have proven themselves to be experts in their field. Our upgrade to a different electronic medical record toward the end of 2017 will make the continuity of your care even better with both facilities being on one shared system that allows for easy access to information no matter where you are within the BSA family of clinics and hospitals

By holding this accreditation we believe in the value of the ACS COC Standards and do our best to meet them year to year. Some of our highlights for the year include:

STANDARD 1.8 - COMMUNITY OUTREACH

Every year we strive to make a difference throughout the community. This year we are pleased to say that we participated in approximately 210 screening and outreach events reaching approximately 13,805 people across the Texas Panhandle. These events include screening and prevention events, health fairs, physician presentations and community events. Topics covered at these events include breast cancer screenings and early detection, LDCT screenings and smoking cessation, colorectal cancer screenings, lymphedema, nurse navigation, survivorship and available ACS resources. In addition, Harrington held their annual Women's Wellness event focused on Breast Cancer.

STANDARD 4.1 - PREVENTION PROGRAMS

Tobacco Cessation: We have a Texas State certified Smoking Cessation Nurse who provides programs for businesses in our area, and then follows up with individual patients who desire to quit.

High Risk Breast Clinic at the Harrington Breast Center: Education is provided to patients via the High-Risk nurse. Validated breast cancer risk instruments are routinely applied to patients screened at HBC. Women at high risk are offered risk-reducing endocrine therapy (in collaboration with Harrington Cancer Center physicians), genetic testing where indicated and closer screening including MRI for those at the highest risk. Through October 331 patients were seen, 169 of which were new patients. 76 genetic tests were completed, 17 were positive for high risk mutation and referred for specialized medical management. 32 MRIs were performed on high risk patients. There were 5 high risk patients diagnosed with breast cancer this year.

STANDARD 4.2 - SCREENING PROGRAMS

Breast Cancer Screening: The Harrington Breast Center is a highly active component of the BSA Cancer Program. At its in-house location in Amarillo it provided 16,730 screening mammograms in 2015 and another 14,145 screening



Katie Strohmeier, HCC Marketing, Communications and Volunteer Coordinator at the Amarillo Senior Fall Festival

mammograms in the first ten months of 2016. The HBC is full service, offering diagnostic mammography, breast sonography and dedicated breast MRI. Breast biopsies are offered with ultrasound guidance, stereotactic guidance and MRI guidance.

Breast tomosynthesis is now being scheduled at Harrington Breast Center. We will be using tomosynthesis for both screening mammograms and diagnostic mammograms.

The HBC also provides Mobile Mammography that covers 35 counties in approximately 25,887 square miles in the Texas panhandle, Oklahoma and New Mexico. The Mobile program provided 3,906 screening mammograms in 2015 and another 3,317 screening mammograms in the first ten months of 2016.

Low Dose CT for Lung Cancer: Harrington Cancer Center is participating in the American College of Radiology (ACR) Lung Cancer Screening Registry. Participation in this program began in the 4th quarter of 2015. In 2015 we screened a total of 55 patients compared to 119 in the first ten months of 2016.

STANDARD 3.1 - NURSE NAVIGATION

At Harrington we have two nurse navigators available for our patients. We have one nurse navigator for breast cancer patients and another for head/neck and lung cancer patients. Our nurse navigators are an essential component of our oncology program here at Harrington. Nurse navigators in their role teach breast self-exams, obtain risk assessments, provide patient education and perform presentations throughout the community. At the time of diagnosis the nurse navigator is there to discuss emotional impact, provide information on treatment decisions and support systems, provides appropriate educational resources and coordinates and accompanies patients to appointments. From January-October our breast cancer nurse navigator navigated 180 patients and our head/neck/lung cancer navigator navigated 85 patients for oncology care and 137 patients for lung cancer screenings.

STANDARD 3.3 - SURVIVORSHIP

The Survivorship program is a free service at an affiliated off-site location for cancer survivors throughout the Texas Panhandle. The program offers many free survivorship experiences including healthy cooking and eating, exercise, yoga and meditation, etc. Since our affiliation, the survivorship program has provided more than 150 treatment summaries for patients treated at the Harrington Cancer Center.

STANDARD 4.8 - QUALITY IMPROVEMENTS

Every year, BSA Cancer Committee performs quality improvement initiatives. This year we are proud to say that we have added a second financial counselor at Harrington to help assess every patient for financial needs. In addition to adding the second financial counselor, a pharmacy reimbursement coordinator position was created. This position is used to help replace costs in medications for the uninsured and under-insured patients as well as help with acquiring co-pay assistance.

STANDARD 1.9 - CLINICAL TRIAL ACCRUAL

Each year we continue to increase the number of clinical trial accruals. Every patient at Harrington is screened for eligibility in a clinical trial. From January-October 2016 we have accrued 243 patients to clinical trials which exceed the 179 accrued in 2015. We offer a range of clinical trials including registry trials, industry trials, and treatment trials.

ACCREDITATIONS

In addition to Commission on Cancer Accreditation, Harrington Cancer Center holds the following additional accreditations:



NATIONAL ACCREDITATION PROGRAM FOR BREAST CENTERS ACCREDITED BREAST CENTER

NAPBC- At the last survey in 2014, Harrington Cancer Center was awarded full accreditation and received Best Practice recognition in two areas, Breast Conservation Surgery rates and Pathology Reports. With this accreditation, Harrington is being held to the highest standards of care for patients diagnosed with breast cancer.



QOPI- Harrington Cancer Center received re-accreditation for QOPI earlier this year. QOPI Standards are focused on the quality and safety of oncology care. This allows for centers to demonstrate ongoing quality improvement in order to continue providing the best care possible to its patients.



ACR- BSA's Harrington Cancer Center holds the American College of Radiology certification in multiple modalities. These include the following: MRI, Ultrasound, Stereotactic Biopsy, CT and PET.

2016 Cancer Care Committee Members

The Cancer Care Committee is a multidisciplinary team made up of physicians and other healthcare professionals. Physician members are from diagnostic and treatment specialties which include: Surgery, Oncology, Radiology, Radiation Oncology and Pathology. Non-Physician members include Cancer Registry, Quality Improvement, Nursing, Case Management, Inpatient Therapy Services, Lymphedema & Outpatient Therapy Services, Pharmacy, Laboratory, Clinical Research, Harrington Cancer Center, Harrington Breast Center, Psychosocial Services, Clinical Education, Palliative Care, Survivorship Care Services, Nutrition Services, Supportive Care, Patient Navigation, Clinical Informatics and the American Cancer Society.

Brian Pruitt, M.D., FACS Medical Oncology, Specializing in Breast Cancer, *Cancer Care Committee Chair & Cancer Registry Quality Coordinator*

Shane Holloway, M.D., FACS, General Surgery, Surgical Oncology, *Physician Liaison, Cancer Conference Coordinator*

Jenks Currie, M.D., Diagnostic Radiology, Clinical Breast Radiology

Gary Aragon, M.D., Diagnostic Radiology, Clinical Breast Radiology

Anita Ravipati, M.D., Medical Oncology and Hematology, Specializing in Breast, Gastrointestinal Solid Tumors, Benign and Malignant Hematology

Sue Nadesan, M.D., Medical Oncology, Geriatrics, Geriatric Oncology and Hematology

Robert Todd, M.D., Pathology

Jaime Zusman, M.D., Radiation Oncology, Specializing in Breast, Brain, Lung, Head and Neck Cancers, Pediatrics and Stereotactic Radiosurgery

Daniel Arsenault, M.D., Radiation Oncology, Specializing in Prostate, Breast, Lung, Stereotactic Radiosurgery

Lance Gatlin, Vice President Physician Services, *Cancer Program Administrator*

Belinda Gibson, MAM, BSN, RN, Vice President Patient Services, *Cancer Program Administrator*

Meagan Crawford, RHIA, CTR, Manager Goldston Cancer Registry

Diane Maiwald, RN, CPHQ, Director of Quality Improvement, Infection Control

Genia James, RN, CPHQ, Manager Quality Improvement

Annabel K. Hromas, BS, Quality Improvement Project Specialist, *Quality Improvement Coordinator*

Kimarie Maddox, RN, Director Orthopedics, Neuro/Oncology

Teri Skelton, RN, Director of Pediatrics/PICU

Jennifer King, BSN, RN, CCM, Director Case Management

Carolyn Veteto, RN, OCN, Clinical Educator

Catrina Melton, RN, Clinical Educator PEDI/PICU

Krissy Thomason, PharmD, Pharmacy Manager Harrington Cancer Center

Shelly Black, COTA, CLT, Outpatient Therapy Services

Alana Link, NP, Palliative Care Program

Gloria Mares, CTR, Goldston Cancer Registry

Mia Hunter, RN, BSN, Nurse Manager Harrington Cancer Center

Roseann Wells, RN, Manager Harrington Breast Center

Aneta Younger, BS, RT, CMD, Manager Radiation Services

Gina Cravey, BSN, RN, CHRC, CCRC, Manager Clinical Research Harrington Cancer Center, *Clinical Research Coordinator*

Ryan Parnell, Harrington Cancer and Health Foundation, Director of Operations and Special Programs

Whitney Warminski, RD, Harrington Cancer Center Nutrition

Stan McKeever, MSW, Manager Social Services Harrington Cancer Center, *Psychosocial Services Coordinator*

Kim Hazelbaker, Lab Manager Harrington Cancer Center

Natalie Henning, LPC-S, Supportive Care Counselor

Bobbie Perrin, RN, OCN, CN-BN, Patient Navigation

Sharri Miller, RN, Patient Education, Tobacco Cessation, Patient Navigation

Katie Strohmeier, MPA, Harrington Cancer Center Outreach Coordinator, *Community Outreach Coordinator*

Hope Sissel, RN, Clinical Informatics Analyst

Roseanne Ham, RN, Case Management

Melissa Carlton, American Cancer Society

SERVICES AVAILABLE TO OUR ONCOLOGY PATIENTS:

- Cancer Registry (Goldston)
- Case Management
- Clinical Research
- Chemotherapy
- Diagnostic Imaging
- Emergency Services
- Genetic testing & Counseling (HCC)
- Harrington Breast Center (HBC)
- Hematology/Medical Oncology/Radiation Oncology
- Inpatient Oncology (Adult and Pediatrics)
- Inpatient Rehabilitation
- Interdisciplinary Breast Clinic which includes breast surgical oncology, medical oncology, radiation oncology, lymphedema physical therapy and nurse navigation during initial consultation.
- Oncology Nursing Care
- Outpatient Rehabilitation
- Laboratory (BSA & HCC)
- Lymphedema Clinic
- Nutrition
- Palliative Care / Hospice
- Pathology
- Patient Navigation
- Pharmacy (BSA & HCC)
- Prevention Programs
- Psychosocial Services
- Quality Improvement
- Respiratory Services
- Screening Services (Breast, Lung)
- Sleep Disorders Services
- Spiritual Care
- Surgical Services
- Supportive Care Programs and Services
- Survivorship Care Program



Goldston Cancer Registry Statistics - 2015 Primary Site Distribution



PRIMARY SITE TABULATION FOR 2015 - ANALYTIC CASES											
PRIMARY SITE	TOTAL	CLASS	SEX		AJCC STAGE						
			M	F	0	I	II	III	IV	UNK	N/A
ALL SITES	1242	1242	554	688	101	344	229	171	191	64	142
ORAL CAVITY	21	21	17	4	0	5	2	5	7	2	0
LIP	2	2	2	0	0	0	0	0	1	1	0
TONGUE	8	8	8	0	0	1	1	3	2	1	0
OROPHARYNX	0	0	0	0	0	0	0	0	0	0	0
HYPOPHARYNX	0	0	0	0	0	0	0	0	0	0	0
OTHER	11	11	7	4	0	4	1	2	4	0	0
DIGESTIVE SYSTEM	183	183	102	81	7	20	45	41	48	17	5
ESOPHAGUS	5	5	4	1	0	0	1	1	1	2	0
STOMACH	21	21	18	3	0	2	3	8	1	7	0
COLON	63	63	26	37	2	7	17	17	17	2	1
RECTUM	29	29	16	13	4	5	2	8	6	4	0
ANUS/ANAL CANAL	5	5	2	3	1	0	3	0	0	1	0
LIVER	14	14	8	6	0	2	2	4	2	0	4
PANCREAS	33	33	17	16	0	4	12	2	15	0	0
OTHER	13	13	11	2	0	0	5	1	6	1	0
RESPIRATORY SYSTEM	165	165	83	82	1	33	14	38	76	2	1
NASAL/SINUS	0	0	0	0	0	0	0	0	0	0	0
LARYNX	7	7	5	2	0	2	0	2	3	0	0
LUNG/BRONCHUS	157	157	78	79	1	30	14	36	73	2	1
OTHER	1	1	0	1	0	1	0	0	0	0	0
BLOOD & BONE MARROW	38	38	24	14	0	0	0	0	0	0	38
LEUKEMIA	28	28	18	10	0	0	0	0	0	0	28
MULTIPLE MYELOMA	7	7	5	2	0	0	0	0	0	0	7
OTHER	3	3	1	2	0	0	0	0	0	0	3
BONE	1	1	0	1	0	0	0	0	1	0	0
CONNECT/SOFT TISSUE	9	9	5	4	0	5	0	1	2	1	0
SKIN	83	83	49	34	20	29	14	13	3	2	2
MELANOMA	78	78	45	33	20	27	13	13	3	2	0
OTHER	5	5	4	1	0	2	1	0	0	0	2
BREAST	246	246	3	243	44	98	72	13	8	11	0
FEMALE GENITAL	88	88	0	88	2	53	7	16	6	2	2
CERVIX UTERI	13	13	0	13	0	8	1	4	0	0	0
CORPUS UTERI	45	45	0	45	0	35	4	3	1	1	1
OVARY	20	20	0	20	0	5	1	8	5	1	0
VULVA	8	8	0	8	2	5	1	0	0	0	0
OTHER	2	2	0	2	0	0	0	1	0	0	1
MALE GENITAL	114	114	114	0	0	12	59	22	13	8	0
PROSTATE	103	103	103	0	0	7	57	21	13	5	0
TESTIS	8	8	8	0	0	4	0	1	0	3	0
OTHER	3	3	3	0	0	1	2	0	0	0	0
URINARY SYSTEM	110	110	82	28	27	44	9	8	13	9	0
BLADDER	45	45	36	9	25	11	3	1	1	4	0
KIDNEY/RENAL	58	58	41	17	0	31	5	7	11	4	0
OTHER	7	7	5	2	2	2	1	0	1	1	0
BRAIN & CNS	43	43	14	29	0	0	0	0	0	1	42
BRAIN (BENIGN)	2	2	1	1	0	0	0	0	0	1	1
BRAIN (MALIGNANT)	11	11	4	7	0	0	0	0	0	0	11
OTHER	30	30	9	21	0	0	0	0	0	0	30
ENDOCRINE	53	53	14	39	0	26	5	5	3	1	13
THYROID	40	40	9	31	0	26	5	5	3	1	0
OTHER	13	13	5	8	0	0	0	0	0	0	13
LYMPHATIC SYSTEM	47	47	27	20	0	19	2	7	10	8	1
HODGKIN'S DISEASE	2	2	2	0	0	0	0	0	2	0	0
NON-HODGKIN'S	45	45	25	20	0	19	2	7	8	8	1
UNKNOWN PRIMARY	33	33	16	17	0	0	0	0	0	0	33
OTHER/ILL-DEFINED	8	8	4	4	0	0	0	2	1	0	5

Number of cases excluded: 0

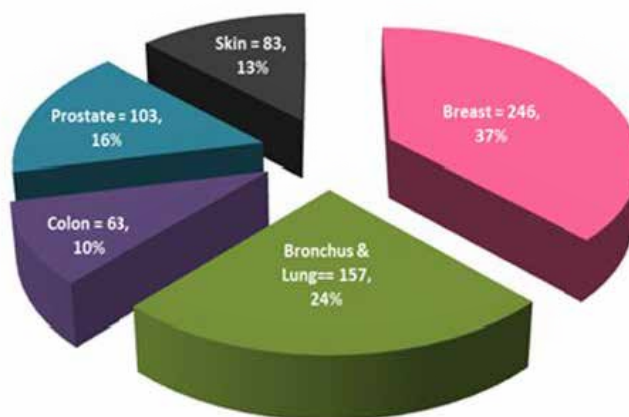
This report EXCLUDES CA in-situ cervix cases, squamous and basal cell skin cases, and intraepithelial neoplasia cases

MEASURES FOR BREAST:

- 1. BCS RT** - Radiation is administered within 1 year (365 days) of diagnosis for women under the age of 70 receiving breast conservation surgery (BCS RT) for breast cancer.
- 2. MAST RT** - Radiation therapy is considered or administered following any mastectomy (MASTRT) within 1 year (365 days) of diagnosis of breast cancer for women with ≥ 4 positive regional lymph nodes.
- 3. nBx** - Image or palpation-guided needle biopsy (core or FNA) is performed to establish diagnosis of breast cancer.
- 4. BCS** - Breast conservation surgery rate for women with AJCC clinical stage 0, I, or II breast cancer.
- 5. HT** - Tamoxifen or third generation aromatase inhibitor is considered or administered within 1 year (365 days) of diagnosis for women with AJCC T1cN0M0, or stage IB - III hormone receptor positive breast cancer.
- 6. MAC** - Combination chemotherapy is considered or administered within 4 months (120 days) of diagnosis for women under 70 with AJCC T1cN0M0, or stage IB - III hormone receptor negative breast cancer.



TOP 5 CANCER SITES FOR 2015

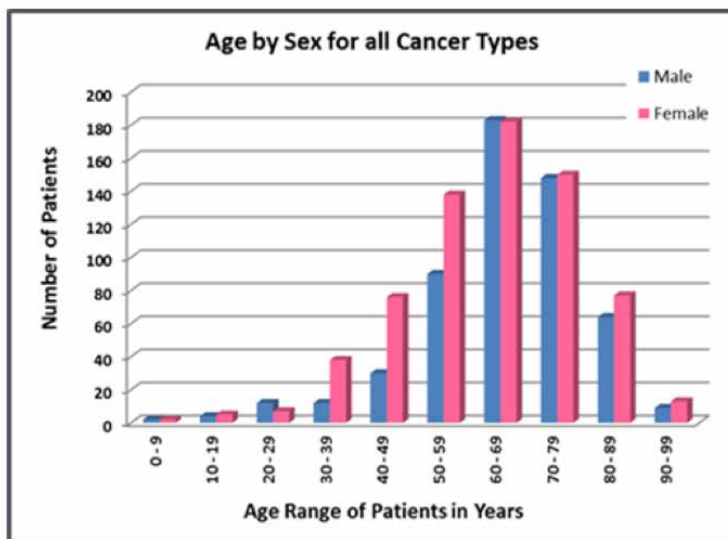


Year	Measure	Number Applicable	Benchmark	BSA/HCC Rate (%)
2015	BCS RT	81/83	90%	97.6%
	MAST RT	3/3	90%	100%
	nBx	176/176	80%	100%
	BCS	153/192	NA	80%
	HT	80/80	90%	100%
	MAC	12/12	NA	100%

MEASURES FOR COLON:

- 1. ACT** – Adjuvant chemotherapy is considered or administered within 4 months (120 days) of diagnosis for patients under the age of 80 with AJCC Stage III (lymph node positive) colon cancer.
- 2. 12RLN** - At least 12 regional lymph nodes are removed and pathologically examined for resected colon cancer.

COMPARISON GRAPH:



Year	Measure	Number Applicable	Benchmark	BSA/HCC Rate (%)
2015	ACT	11/11	90%	100%
	12RLN	34/35	85%	97%

MEASURES FOR RECTUM:

- 1. RECRCT** - Preoperative chemo and radiation are administered for clinical AJCC T3N0, T4N0, or Stage III; or Postoperative chemo and radiation are administered within 180 days of diagnosis for clinical AJCC T1-2N0 with pathologic AJCC T3N0, T4N0, or Stage III; or treatment is considered; for patients under the age of 80 receiving resection for rectal cancer.

Year	Measure	Number Applicable	Benchmark	BSA/HCC Rate (%)
2015	RECRCT	5/5	NA	100%



Graphs & Tables compiled by: Goldston Cancer Registry Manager & Quality Improvement Coordinator





Cancer Conference / Tumor Board

A weekly Cancer Conference / Tumor Board is held every Wednesday, with the focus of prospective case review of newly diagnosed patients. Physicians from various specialties attend and the format of the conference is discussion, treatment planning and review of AJCC staging of cases, as well as compliance with NCCN Practice Guidelines.

A weekly Interdisciplinary Breast Conference is held every Thursday. This conference is focused on treatment planning for newly diagnosed and recurrent breast cancer patients diagnosed at Harrington Breast Center. This ensures that patients have access to multidisciplinary evaluation including staging, treatment management and follow-up evaluation.

1. Breast Tumor Board- 162 patients were presented from January-November 2016
2. General Tumor board- 132 patients were presented from January-November 2016
3. Top 5 sites presented at Tumor Board (breast and general combined)
 - Breast
 - Skin (Melanoma, SqCC, BCC)
 - Colorectal
 - Gastric
 - Lung





HARRINGTON Cancer Center

A Department of  HBSA



Brian Pruitt, M.D., FACP
Medical Oncology
Specializing in Breast Cancer



Sue Nadesan, M.D.
General Medical
Oncology & Hematology
*Specializing in Gastrointestinal,
Genitourinary, Breast, Lung &
Geriatric Oncology*



Anita Ravipati, M.D.
General Medical
Oncology & Hematology
*Specializing in Breast,
Gastrointestinal Solid Tumors,
Benign Hematology & Lymphomas*



Jaime Zusman, M.D.
Radiation Oncology
*Specializing in Breast, Brain, Lung,
Head & Neck Cancers, Pediatrics &
Stereotactic Radiosurgery (SRS)*



Daniel Arsenault, M.D.
Radiation Oncology
*Specializing in Prostate, Breast, Lung
& Stereotactic Radiosurgery (SRS)*



Milan Patel, M.D.
Medical Oncology &
Hematology



ASG AMARILLO SURGICAL GROUP



Shane E. Holloway, M.D., FACS
General Surgery,
Surgical Oncology
Cancer Program Physician Liaison

For more than 40 years, Amarillo Surgical Group has been a leader in surgical care in Amarillo. The surgeons bring expertise in multiple surgical specialties and the latest advancements in their fields.



Michael A. Lary, M.D., FACS
General Surgery,
Breast Surgical Oncology &
Oncoplastic Breast Surgery



John P. McKinley, M.D., FACS
General Surgery &
Peripheral Vascular Surgery



Peter L. Baay, M.D., FACS
Cardiac & Thoracic Surgery



David C. Langley, M.D., FACS
General Surgery &
Peripheral Vascular
Surgery



Chance L. Irwin, M.D., FACS
General Surgery &
Peripheral Vascular
Surgery



Samuel Kirkendall, M.D.
General Surgery &
Robotic Surgery

ASG
AMARILLO SURGICAL GROUP

An Affiliate of





Robert Todd, M.D.



James Hurly, M.D.



Andrew Hoot, M.D.



Daniel Schneider, M.D.



Michael Sennett, M.D.



Ruba Halloush, M.D.



Joseph Heitzman, D.O.



Angela Wright, M.D.





John Andrew, M.D.



Gary Aragon, M.D.



Branch Archer, M.D.



Richard Archer, M.D.



Charles Brooks, M.D.



Crandon Clark, M.D.



Stanley Cook, M.D.



T. Jenks Currie, M.D.



Michael Daniel, M.D.



Aaron Elliott, M.D.



Stephen Haas, M.D.



Michael Hall, M.D.



Raj Hashmi, M.D.



Richard Khu, M.D.



Rahul Mehta, M.D.



Paul Pan, M.D.



Robert Pinkston, M.D.



Matthew Scalapino, M.D.



Rakesh Shah, M.D.



Martin Uszynski, M.D.



Kimberly Waugh, M.D.



Lawrence Zarian, M.D.



- Inpatient nurses complete the BSA Introduction to Chemotherapy and Biotherapy course and clinical competencies. Within 6 months of completing the course, the RN completes the ONS Chemotherapy and Biotherapy Course in order to obtain a chemotherapy provider card.
- Pediatric nurses attend the Pediatric Hematology/Oncology Nurses (APHON) Competencies are evaluated through the annual unit specific competency, which is required for chemotherapy administration. There are policies and procedures in place to guide the safe administration of systemic therapy and in providing quality care to our oncology patients.
- Annual house wide and unit specific competency.
- As part of their Chemo Competency, oncology nurses are required to know:
 - a. Nursing Policy on Hazardous Drug Safety.
 - b. Patient Care Policy regarding Chemotherapy Administration.
- Nurses are also evaluated on their performance of chemotherapy administration as part of their competency requirements.

Annual Competency Includes:

- Chest Pain
- Central line dressing change
- Glucose monitor
- Patient Safety
- Restraints
- Safe Patient Handling

Unit competency includes:

- Chemotherapy Administration
- Code Green
- CVC Blood Draws
- Hazardous Drug Precautions
- Implanted Port Access
- Isolation
- Oxygen Safety
- Permits
- Time-Out



Lectures include:

- EKG Rhythms
(presented by Dr. David Brabham)
- Bedside Swallow Screen
(presented by Maggie Scalapino, SLP)
- ACDF
(presented by Carl Arthur RN, Shift Supervisor)
- Definity
(presented by Special Brenda Smith)
- Exparel
(presented by Joel Sherwood, RN, BSN, CCRN, Pacira Educator)
- CAUTIs
(presented by Norma Campbell RN, Shift Supervisor)
- Chest Pain Accreditation
(presented by Carolyn Veteto, RN, OCN)
- Chest Pain Discharge Instructions
(presented by Carolyn Veteto, RN, OCN)
- Working toward Zero: Preventing Surgical Site Infections
(presented by Carolyn Veteto, RN, OCN)
- CUROS Disinfecting Port Protectors
(presented by Lauren Conway, RN, 3M Rep)
- Basic Wound care
(presented by Kim Maddox, RN, Director of Ortho/Neuro/Oncology)
- CLABSI
(presented by Leisa Robinson RN, Manager Ortho/Neuro)
- Pharmaceutical Waste
(presented by E-strategy)
- Masimo Pulse Oximetry
- HALO Closed System Transfer Device
(presented by Patrick Mascari)
- Powerglide Pro Midline Catheter
(presented by Brian Bauser, BARD Access Systems)
- Oasis Dry Suction Chest Tube
(presented by Chad Conn)





HARRINGTON BREAST CENTER (HBC) is an outpatient facility dedicated to catching cancer early, when it is most treatable. The Center focuses on breast screening, diagnostic and education services, along with offering bone health services. It serves the patients in a spa-like atmosphere in an effort to alleviate anxiety and increase compliance with recommended breast screenings. The Center reaches out to the wide geographic region it serves to educate and express the importance of early detection. Harrington Breast Center partners with High Plains Radiology Association expert breast radiologists to provide state of the art care. They are on-site to provide patient care, education and diagnostic evaluation services to patients with breast health issues.

Harrington Breast Center provides:

- Digital Breast Tomosynthesis
- Digital Mammography
- Breast Ultrasound Services
- Ultrasound Guided Breast Biopsy
- Stereotactic Breast Biopsy
- Aurora Dedicated Breast MRI – the only one in the Panhandle
- MRI Guided Breast Biopsy
- High Risk Clinic to identify those individuals at higher risk for breast cancer
- Bone Density Screening
- Convenient Saturday screening schedules

The Harrington Breast Center has the only mobile digital screening mammography unit in the Texas Panhandle as part of its commitment to reaching the region with potentially life-saving breast cancer detection. The mobile mammography coach serves patients in the Texas Panhandle along with the Oklahoma Panhandle and Eastern New Mexico areas.

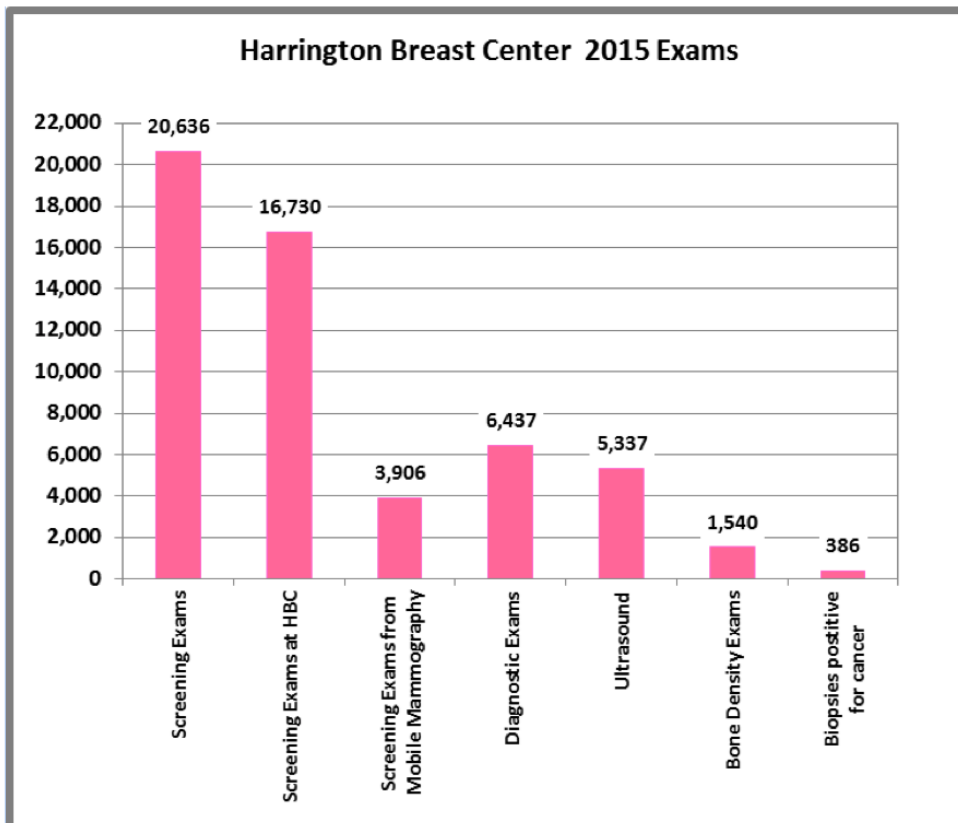
Harrington Breast Center has received a full three year accreditation for its Comprehensive Breast Program by the National Accreditation Program for Breast Centers. This accreditation is granted only to those centers that have committed to provide the best in breast cancer diagnosis and treatment, and can undergo and pass rigorous evaluation and review of its performance and compliance with standards.

The Center has also been awarded the American College of Radiology's Breast Imaging Center of Excellence for Mammography, Stereotactic Breast Biopsy, Breast Ultrasound and Ultrasound Breast Biopsy; this designation is awarded to breast imaging centers that achieve excellence by seeking and earning accreditation in all of the American College of Radiology's voluntary breast-imaging accreditation programs and modules.

Mammography Educators provided on site consultation focusing on positioning techniques and clinical image quality. All HBC technologists received individual coaching to maintain the highest quality images.

BREAST CENTER 2015 STATISTICS

- HBC performed 20,636 screening exams in 2015.
- HBC performed 16,730 screening exams in-house at HBC.
- HBC performed 3,906 of the above screening exams from our outreach mobile mammography coach.
- HBC performed 6,437 diagnostic mammography exams in 2015.
- HBC performed 5,337 ultrasound procedures in 2015.
- HBC performed 1,540 bone density exams in 2015.
- 386 biopsies performed at HBC in 2015 were positive for cancer.



Data submitted by Harrington Breast Center Manager, graph by Quality Improvement Coordinator.



HARRINGTON Breast Center

A Department of  BSA Hospital

*47 compassionate
medical professionals
to provide you the
best clinical care
possible.*

Clinical Breast Radiologists



Gary Aragon, MD



Branch Archer, MD



Crandon Clark, MD



T. Jenks Currie, MD



Raj Hashmi, MD



Mike Nguyen, MD

we offer

- All Digital Mammography
- Ultrasound
- Stereotactic Biopsy
- Breast MRI
- Bone Density testing
- Tomosynthesis
- On-site Clinical Breast Radiologists
- Breast Nurse Navigator
- High-risk assessment for Breast Cancer
- Genetic Screening
- Mobile Digital Mammography
- Saturday Appointments

in a warm, comfortable atmosphere

Community Outreach

OUTREACH ACTIVITIES FOR 2016 INCLUDE:

- Harrington Cancer Center Cancer Survivor Day Hike at Palo Duro Canyon
- JBS Health Fair
- Business Connection
- Relay For Life
- AIG Health Fair
- Tri-State Fair Senior Fall Festival
- Senior Fall Festival
- Hablando Women's Health Fair
- Union County Health Fair
- Race for the Cure
- Dalhart Health Fair
- Dimmit Health Fair
- Baptist Community Health Fair
- Panhandle Centers Health Fair
- VA Health Fair



Race for the Cure



Race for the Cure



Survivor Day Hike



Survivor Day Hike

WOMEN'S *wellness* EVENT

Breast Cancer Awareness

Featuring Presentations by



Becky Olson,
The Breast Cancer Survival Expert



Brian Pruitt, MD, FACP
Harrington Cancer Center

12:30 to 2:30 p.m. • Saturday, October 22

Amarillo Botanical Gardens - 1400 Streit Drive

RSVP to Natalie Henning by October 19 at 212-1991

FREE Women's Wellness event and luncheon.



Daniel Arsenault, M.D.
Radiation Oncology
*Specializing in Prostate, Breast, Lung
& Stereotactic Radiosurgery (SRS)*



Jaime Zusman, M.D.
Radiation Oncology
*Specializing in Breast, Brain, Lung,
Head & Neck Cancers, Pediatrics &
Stereotactic Radiosurgery (SRS)*

Harrington Cancer Center is participating in the American College of Radiology (ACR) Lung Cancer Screening Registry. Participation began in the last quarter of 2015.

Participation in the registry is voluntary and allows our imaging facility to compare its lung cancer screening performance to other facilities nationwide. Our doctors and staff can use these objective comparisons to advance our lung cancer screening practice, target specific areas for improvement, implement quality improvement programs and improve patient care.

The ACR Lung Cancer Screening Registry (LCSR) is approved by the Centers for Medicare & Medicaid Services to meet Medicare quality reporting requirements. As part of the ACR National Radiology Data Registry (NRDR®), the LCSR leads the effort in developing benchmarks and comparisons to help imaging facilities improve quality of patient care.

The ACR, founded in 1924, is a professional medical society dedicated to serving patients and society by empowering radiology professionals to advance the practice, science and professions of radiological care.

**Quality Improvement
for Excellent Patient Care**

Through voluntary participation in the ACR Lung Cancer Screening Registry, our facility compares its lung cancer screening performance to other facilities nationwide.

We use these objective comparisons to advance our lung cancer screening practice, target specific areas for improvement, implement quality improvement programs and improve patient care.

HARRINGTON
Cancer Center
A Department of 

AMERICAN COLLEGE OF RADIOLOGY
NRDR
LCSR
LUNG CANCER SCREENING REGISTRY
PARTICIPANT

Be Free of Tobacco Addiction



Tobacco Dependence Center at

HARRINGTON
Cancer Center

A Department of  HBSA

TOBACCO DEPENDENCE CENTER

The Tobacco Dependence Center at Harrington Cancer Center is dedicated to providing health education on the devastating effects of tobacco use and helping tobacco users kick the habit. The Center also offers education on secondhand smoke and tobacco addiction.

Tobacco users are encouraged to join one of the Tobacco Dependence Center's comprehensive tobacco cessation programs. This includes the quitting class, the quit club and individual counseling. The treatment team at the Center offers support and works to help individuals develop the motivation and skills needed to stop using tobacco. The Center specialists develop a plan that gives the best chance of success.

The Center also offers tobacco cessation for the workplace. This includes training for medical professionals on patient tobacco cessation, work-site tobacco cessation programs and professional speaking engagements.

OUR MISSION

To reduce the burden of cancer and blood diseases in our communities through patient care, cancer education and research.

TOBACCO CESSATION FOR INDIVIDUALS

Quitting Class

An upbeat, motivational, group setting to help those who are ready to be rid of nicotine addiction. Upon completion of this course, an individual will be motivated and ready to use the tools to remain nicotine-free for a lifetime. This class addresses the use of cigarettes, dip and chewing tobacco.

Quit Club

An ex-tobacco user's support group. Individuals who have had experience with nicotine addiction are encouraged to share their success stories and tips to help others.

Individual Counseling available by appointment.

TOBACCO CESSATION FOR THE WORKPLACE

Professional Training

Training on patient tobacco cessation counseling for:

- o Hospital employees
- o Dentists and staff
- o Pharmacists and staff
- o Physicians and staff

Worksite Programs

Assist your place of business by:

- o Providing tobacco / cancer information at company health fairs
- o Providing an onsite cessation class for employees
- o Assisting in making the transition to a smoke-free environment

Professional Speaking

On topics such as:

- o Tobacco cessation
- o Tobacco facts – uncensored
- o Effects of tobacco by gender
- o Effects of tobacco advertising on youth
- o Secondhand smoke and exposure



Supportive Care Services team at Harrington Cancer Center

WHY SHOULD I LOOK INTO SUPPORTIVE CARE COUNSELING OR THE SUPPORT GROUPS HELD AT HARRINGTON CANCER CENTER?

Support is one of the best gifts that you can give yourself and your loved ones or caregivers during this difficult time.

Supportive Care Counseling Services

• Individual and family counseling services are provided by a Licensed Professional Counselor and are available to assist with issues related to a cancer diagnosis and treatment. These services are offered in a brief therapy model without charge. Natalie Henning, LPC-S may be contacted at 212-1991 for more information.

Some of the Benefits of Support

- Feeling less lonely, isolated or judged
- Gaining a sense of empowerment and control
- Improving your coping skills and sense of adjustment
- Talking openly and honestly about your feelings
- Reducing stress, depression or anxiety
- Developing a clearer understanding of what to expect with your situation
- Getting practical advice or information about treatment options
- Comparing notes about resources, such as doctors and alternative options

“Supporting others as they explore painful thoughts and feelings help patients come to better accept their own understandable emotional reactions to the stress of serious illness.”

Spiegel, David & Matthew Cordova; Supportive-expressive group therapy and life extension of breast cancer patients; *Advances in Mind-Body Medicine*; Winter 2001; Vol. 17; Issue 1.

At Harrington Cancer Center, we strive to offer a variety of support programs to meet patient and caregiver needs. All Harrington Cancer Center support groups are presented without charge. For information and for specific dates each month, Natalie Henning may be contacted at 212-1991.

MONTHLY GROUP MEETINGS:

Dialogue

The Dialogue Group is open to all cancer survivors and has been a support resource for survivors for more than 26 years. A complimentary lunch is served along with discussion designed to support healthy survivorship.

Caring for Caregivers

This support program is for family members or friends of any one of our patients. The group provides information and support for caregivers along with an opportunity to share concerns, and to learn coping skills for care giving.

Pampa Support Group

This support group is provided for all HCC patients, survivors, and caregivers that reside in or around Pampa, TX.

Stress Management

This group focuses on discussing and developing skills to assist with coping with distress surrounding current life situations. This group is open to current HCC patients, survivors, and caregivers.

Women in Touch

Women in Touch is our breast cancer support group that has been meeting for more than 20 years to support breast cancer survivors.

Women In It Together

This is a women's support group for women with any diagnosis. It is open to all women, regardless of where they are in their journey. Support is an important part of treatment and survivorship.

Other Support Programs and Services provided include:

- Social Work Services
- Nutrition Services
- Genetic testing and counseling
- Support items for appearance related issues
- Tobacco Cessation



Cancer Survivorship Center

Helping survivors make the transition from cancer to wellness.



ENHANCE YOUR LIFE!



From the moment of diagnosis, you are considered a **Cancer Survivor.**



FREE RESOURCES FOR CANCER SURVIVORS



www.24survivorship.org





BSA

2016 ANNUAL CANCER REPORT

BSA Health System
1600 Wallace Blvd.
Amarillo, Texas 79106
(806) 212-2000